

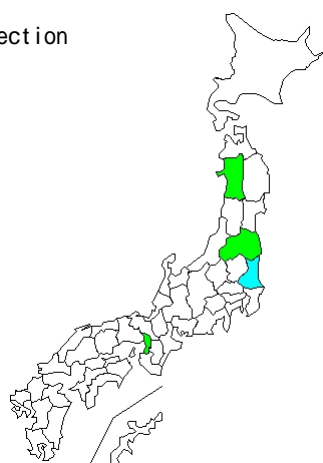
Detection of norovirus by prefecture, 2024/25

(Infectious Agents Surveillance Report: Data based on the reports received before July 3, 2025 from public health institutes)

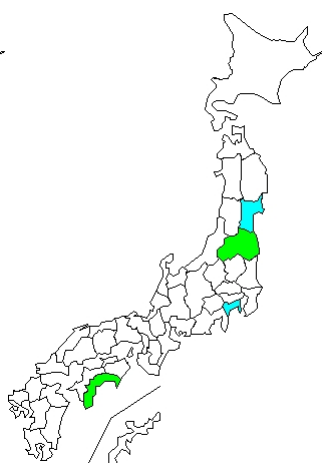
IASR

Infectious Agents Surveillance Report

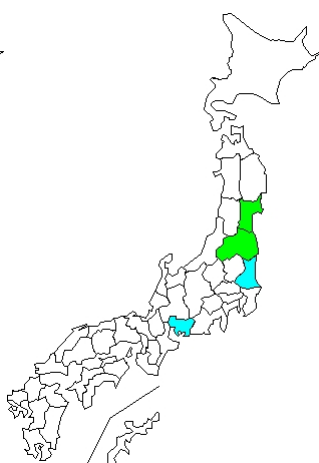
Reports of detection



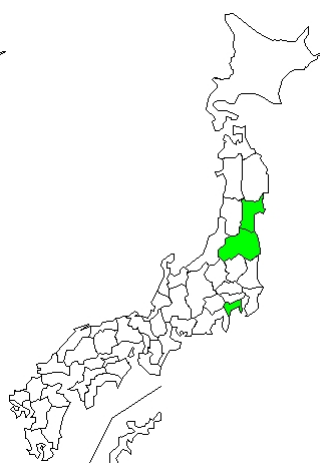
36W
(09/02-09/08)
9 cases



37W
(09/09-09/15)
8 cases

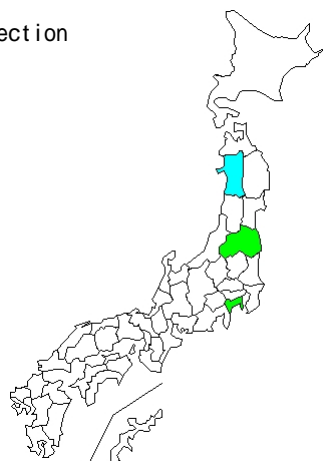


38W
(09/16-09/22)
7 cases

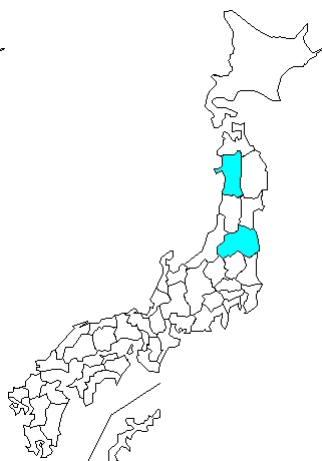


39W
(09/23-09/29)
8 cases

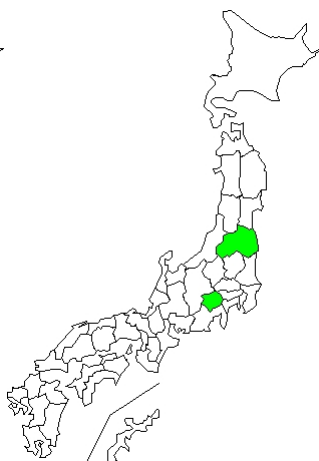
Reports of detection



40W
(09/30-10/06)
7 cases



41W
(10/07-10/13)
2 cases

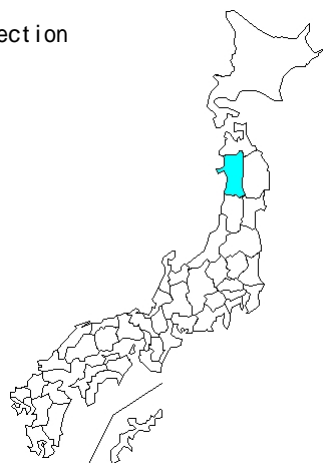


42W
(10/14-10/20)
6 cases

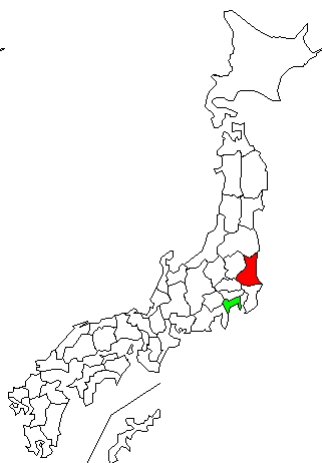


43W
(10/21-10/27)
1 case

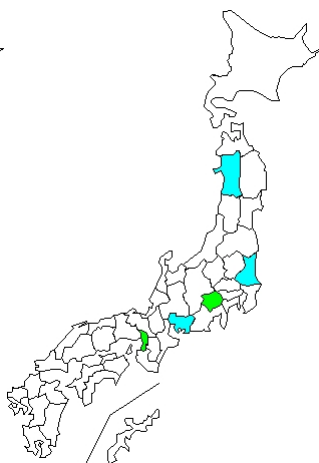
Reports of detection



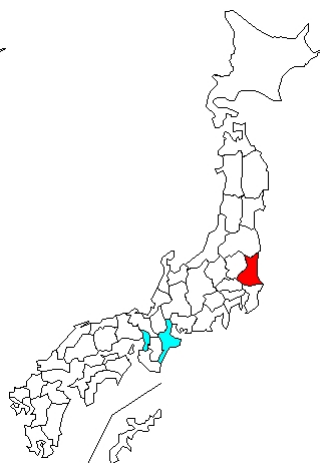
44W
(10/28-11/03)
1 case



45W
(11/04-11/10)
29 cases



46W
(11/11-11/17)
11 cases



47W
(11/18-11/24)
15 cases

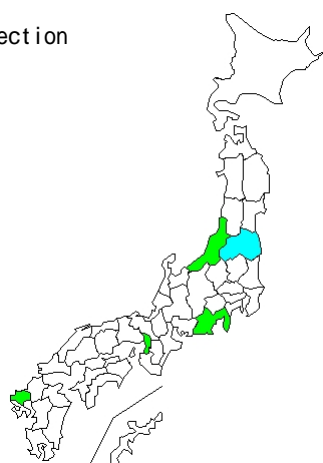
Detection of norovirus by prefecture, 2024/25

(Infectious Agents Surveillance Report: Data based on the reports received before July 3, 2025 from public health institutes)

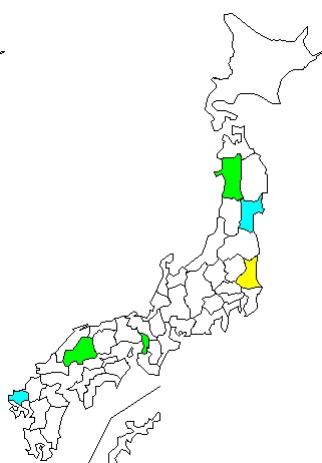
IASR

Infectious Agents Surveillance Report

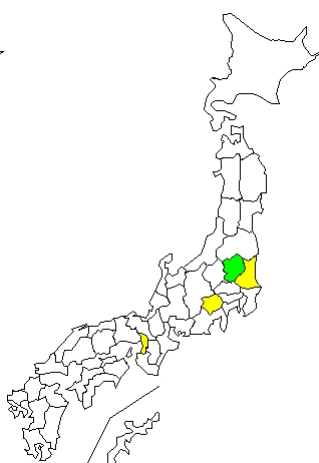
Reports of detection



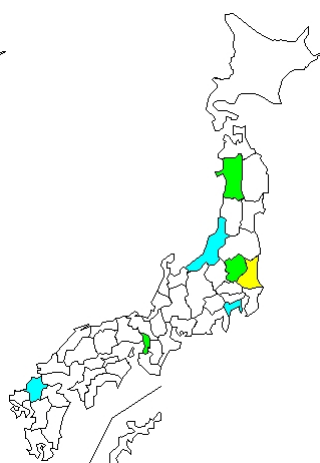
48W
(11/25-12/01)
13 cases



49W
(12/02-12/08)
17 cases

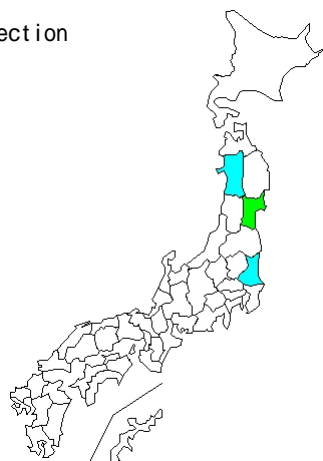


50W
(12/09-12/15)
32 cases

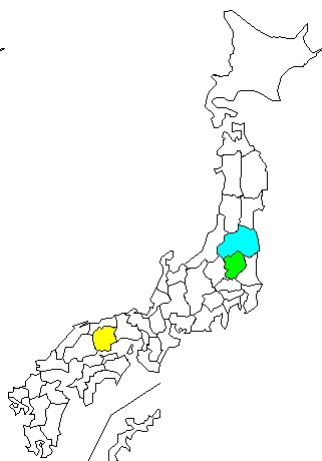


51W
(12/16-12/22)
20 cases

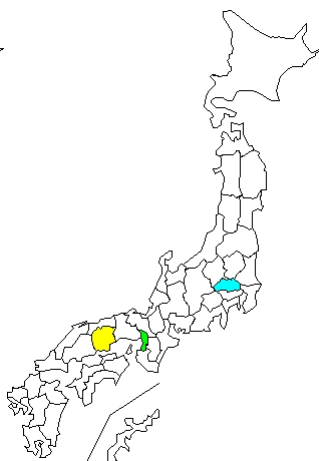
Reports of detection



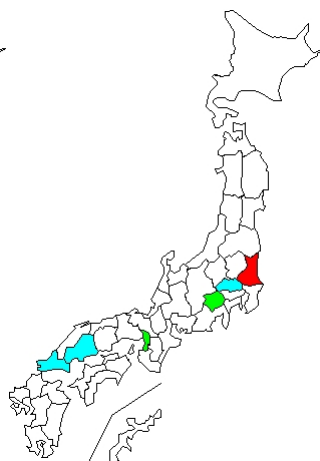
52W
(12/23-12/29)
4 cases



1W
(12/30-01/05)
13 cases

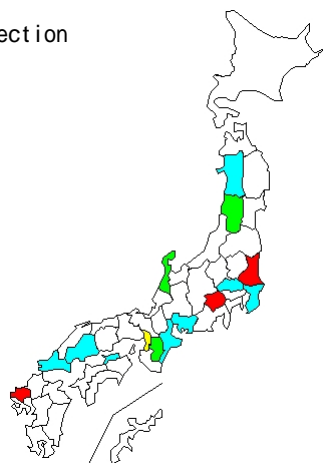


2W
(01/06-01/12)
12 cases

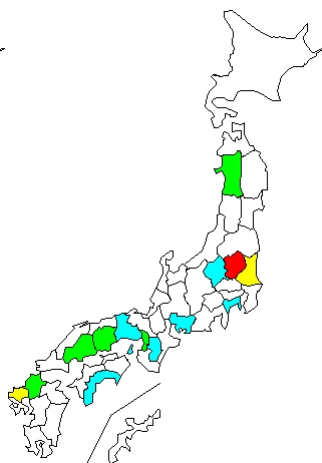


3W
(01/13-01/19)
25 cases

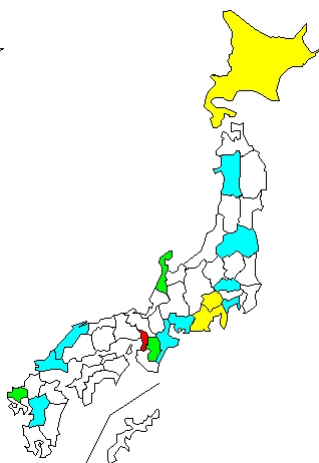
Reports of detection



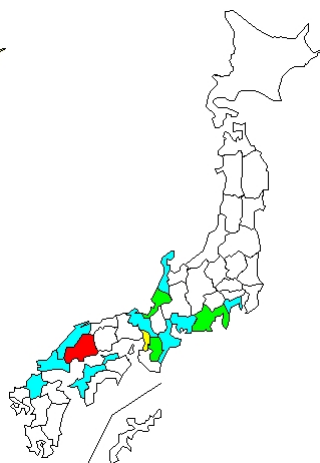
4W
(01/20-01/26)
87 cases



5W
(01/27-02/02)
55 cases



6W
(02/03-02/09)
60 cases



7W
(02/10-02/16)
41 cases

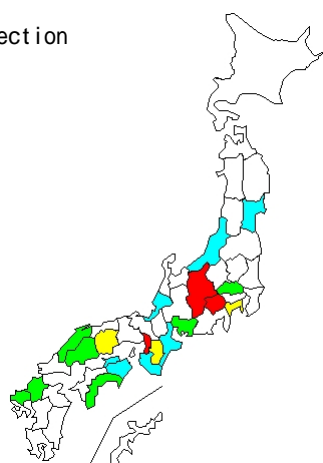
Detection of norovirus by prefecture, 2024/25

(Infectious Agents Surveillance Report: Data based on the reports received before July 3, 2025 from public health institutes)

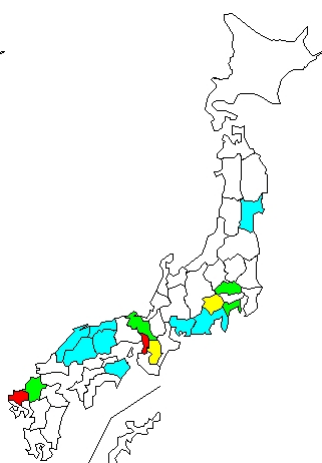
IASR

Infectious Agents Surveillance Report

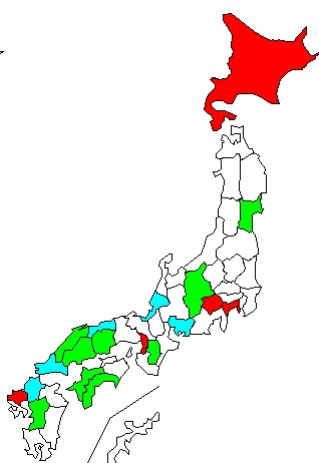
Reports of detection



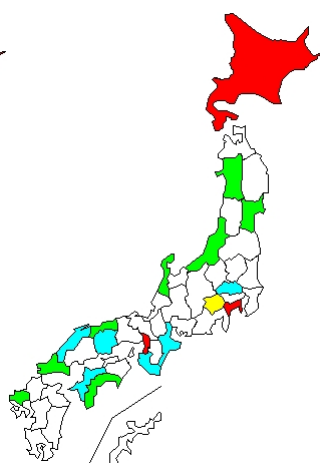
8W
(02/17-02/23)
106 cases



9W
(02/24-03/02)
69 cases

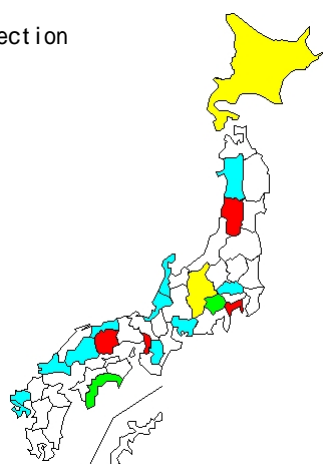


10W
(03/03-03/09)
123 cases

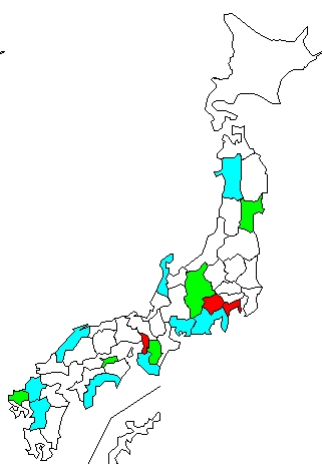


11W
(03/10-03/16)
129 cases

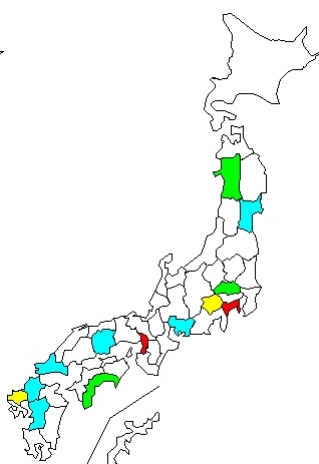
Reports of detection



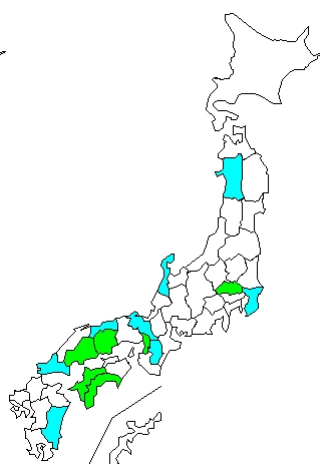
12W
(03/17-03/23)
90 cases



13W
(03/24-03/30)
82 cases

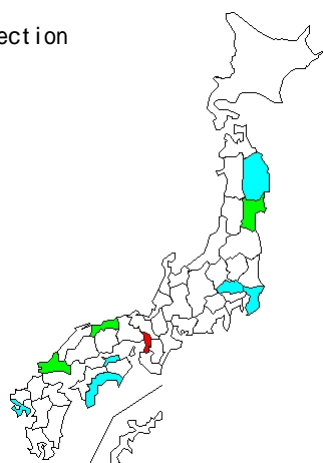


14W
(03/31-04/06)
55 cases

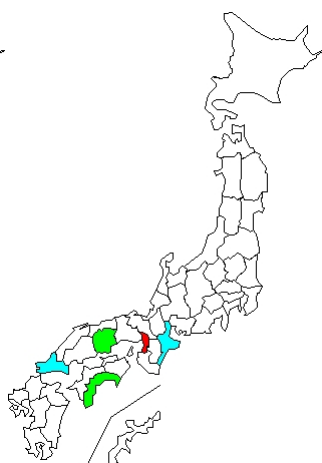


15W
(04/07-04/13)
25 cases

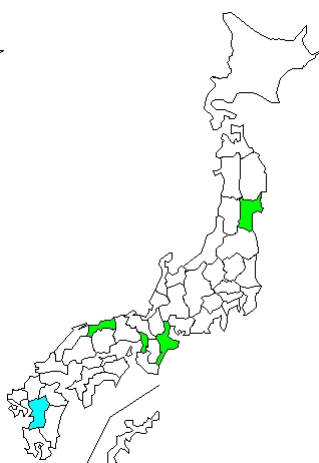
Reports of detection



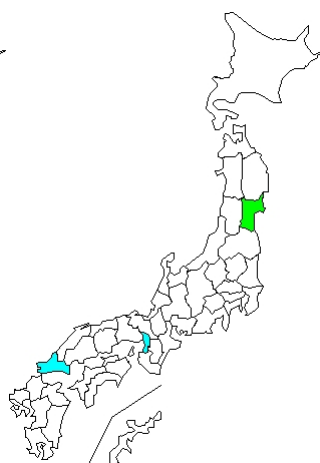
16W
(04/14-04/20)
32 cases



17W
(04/21-04/27)
18 cases

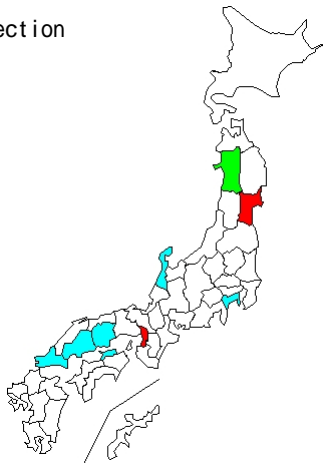


18W
(04/28-05/04)
12 cases

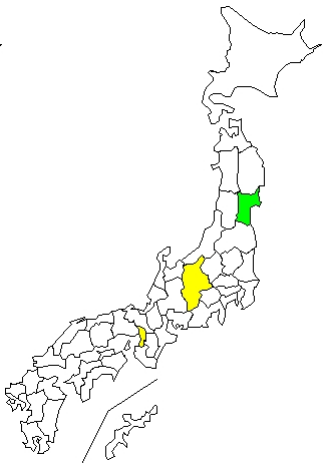


19W
(05/05-05/11)
7 cases

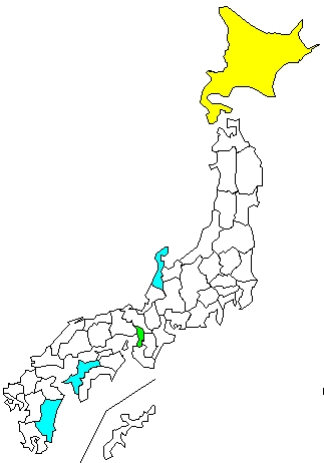
Reports of detection



20W
(05/12-05/18)
32 cases



21W
(05/19-05/25)
17 cases



22W
(05/26-06/01)
11 cases

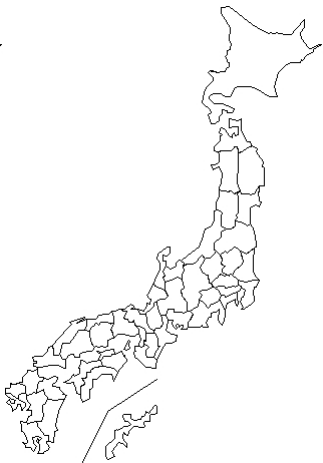


23W
(06/02-06/08)
1 case

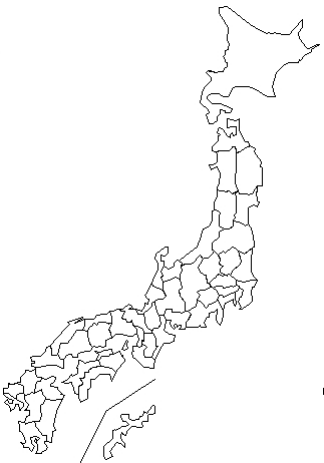
Reports of detection



24W
(06/09-06/15)
no case



25W
(06/16-06/22)
no case



26W
(06/23-06/29)
no case



27W
(06/30-07/06)
no case