

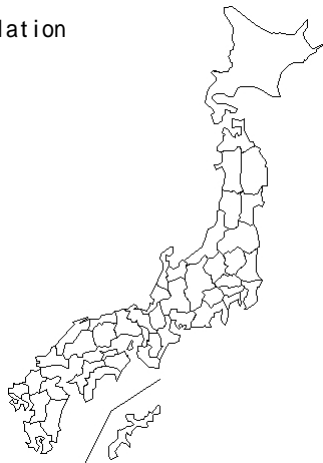
# Isolation of VTEC O26 by prefecture, 2026

(Infectious Agents Surveillance Report: Data based on the reports received before May 15, 2026 from public health institutes)

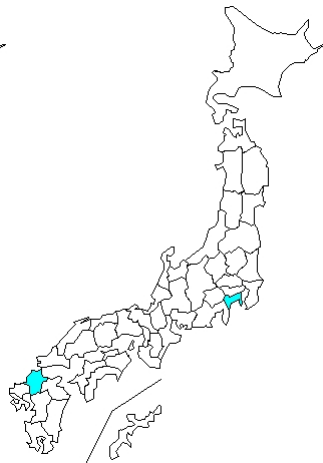


Infectious Agents Surveillance Report

## Reports of isolation



1W  
(12/29-01/04)  
no case



2W  
(01/05-01/11)  
2 cases

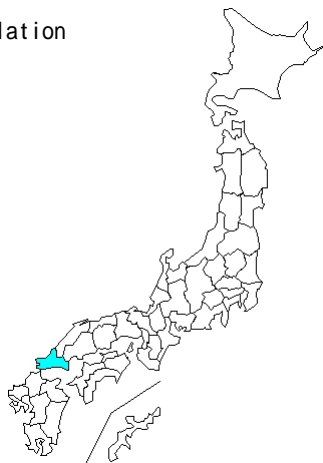


3W  
(01/12-01/18)  
no case

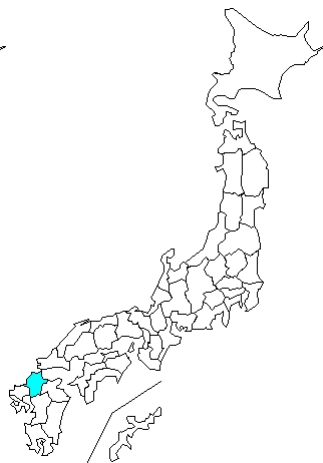


4W  
(01/19-01/25)  
no case

## Reports of isolation



5W  
(01/26-02/01)  
1 case



6W  
(02/02-02/08)  
1 case

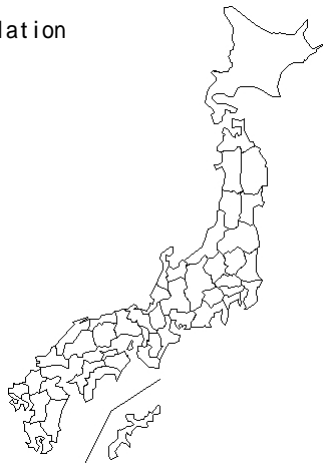


7W  
(02/09-02/15)  
no case



8W  
(02/16-02/22)  
no case

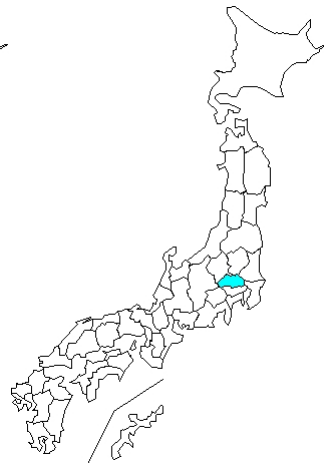
## Reports of isolation



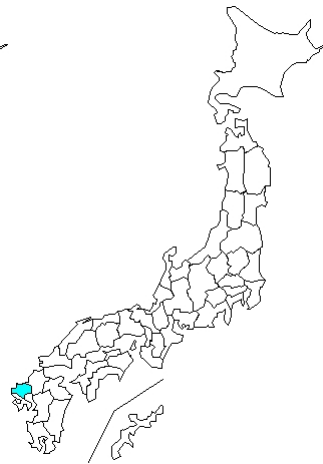
9W  
(02/23-03/01)  
no case



10W  
(03/02-03/08)  
no case



11W  
(03/09-03/15)  
1 case



12W  
(03/16-03/22)  
1 case

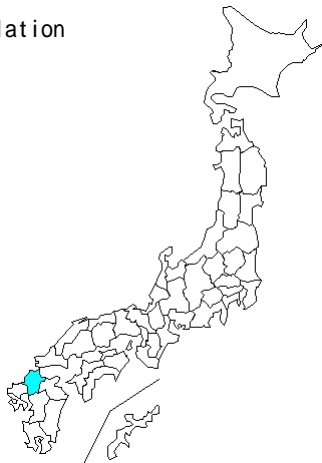
# Isolation of VTEC O26 by prefecture, 2026

(Infectious Agents Surveillance Report: Data based on the reports received before May 15, 2026 from public health institutes)

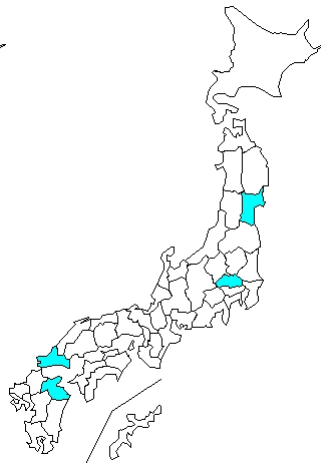


Infectious Agents Surveillance Report

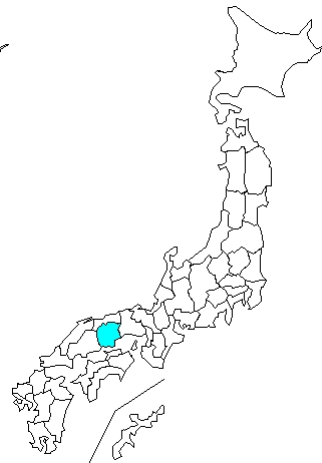
## Reports of isolation



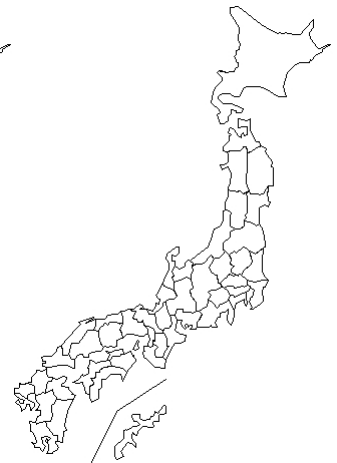
13W  
(03/23-03/29)  
1 case



14W  
(03/30-04/05)  
4 cases



15W  
(04/06-04/12)  
1 case



16W  
(04/13-04/19)  
no case

## Reports of isolation



17W  
(04/20-04/26)  
no case



18W  
(04/27-05/03)  
no case



19W  
(05/04-05/10)  
no case



20W  
(05/11-05/17)  
no case

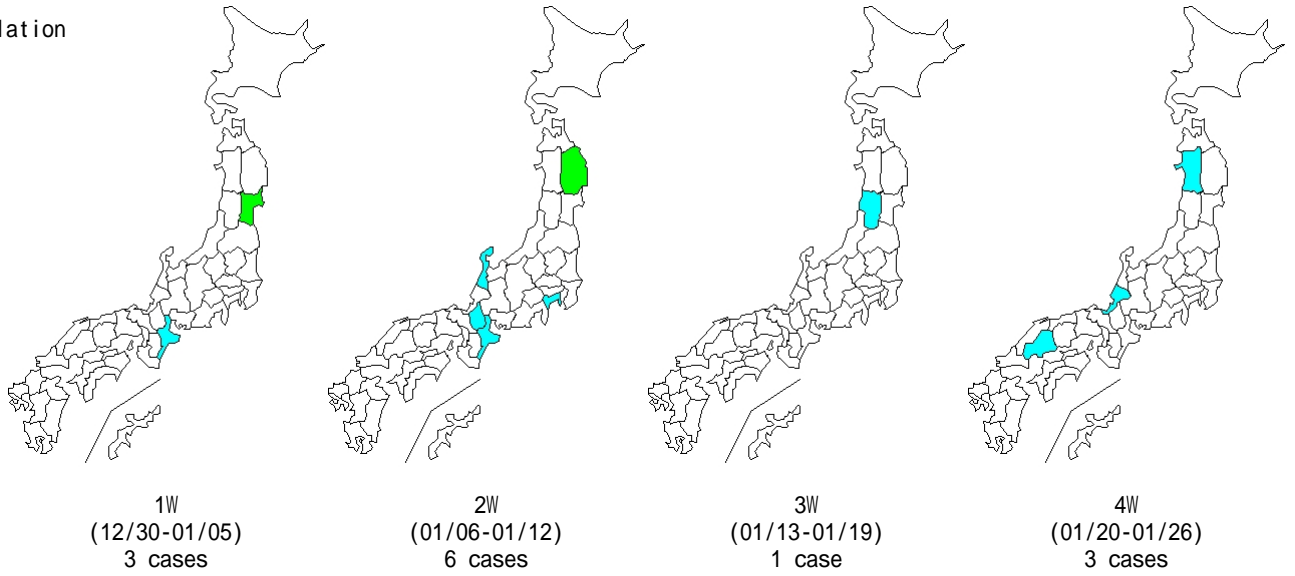
Isolation of VTEC O26 by prefecture, 2025

(Infectious Agents Surveillance Report: Data based on the reports received before May 15, 2026 from public health institutes)

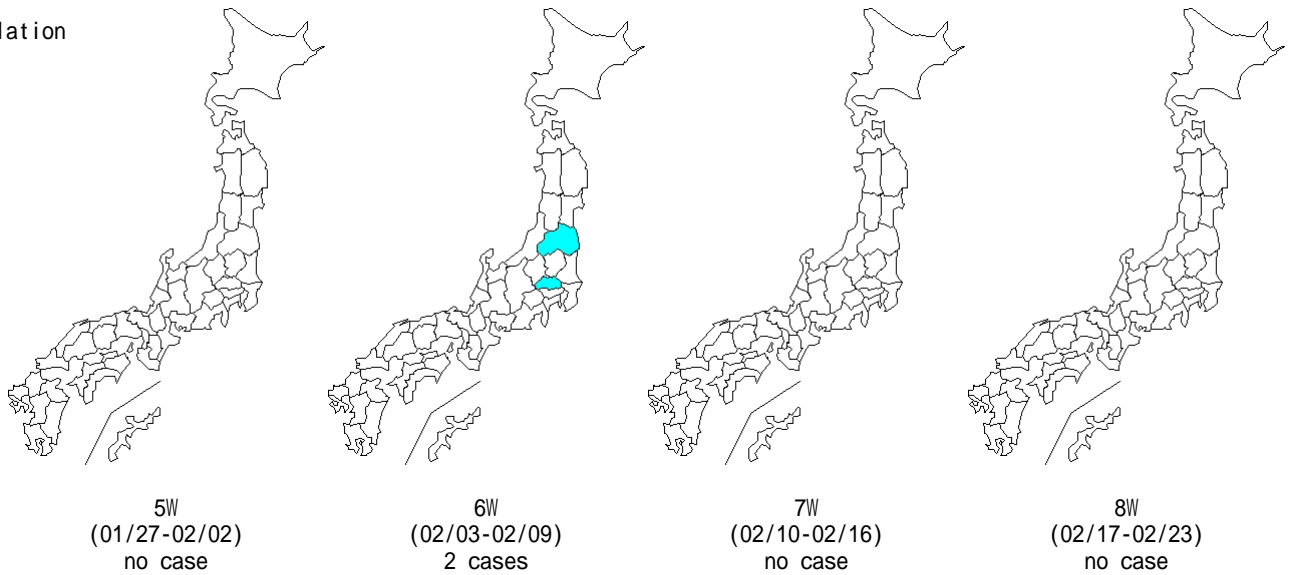


Infectious Agents Surveillance Report

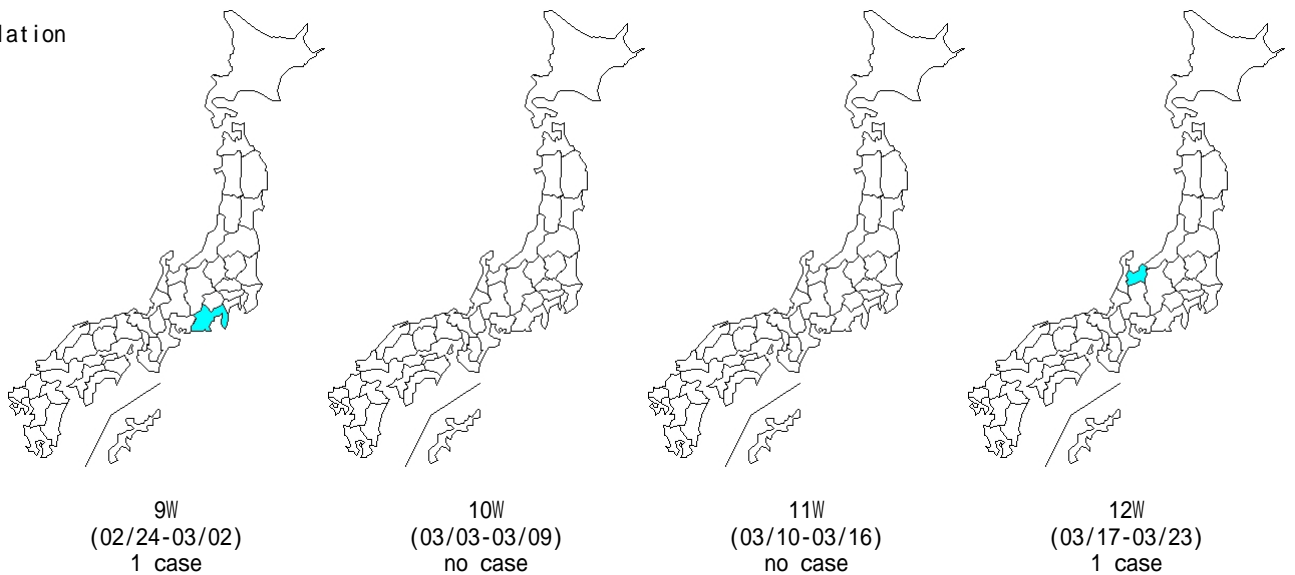
Reports of isolation



Reports of isolation



Reports of isolation



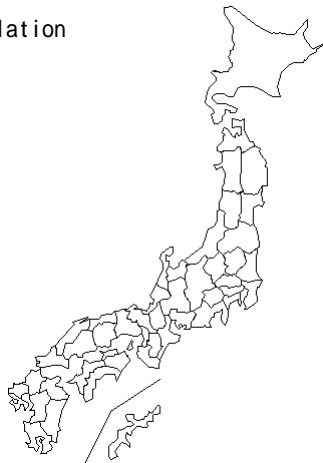
Isolation of VTEC O26 by prefecture, 2025

(Infectious Agents Surveillance Report: Data based on the reports received before May 15, 2026 from public health institutes)

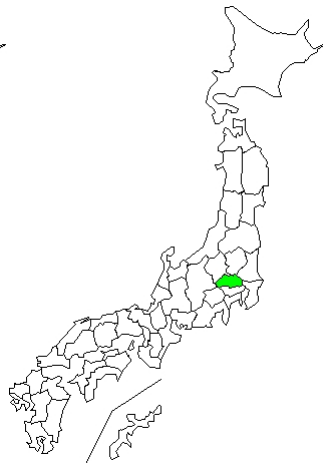


Infectious Agents Surveillance Report

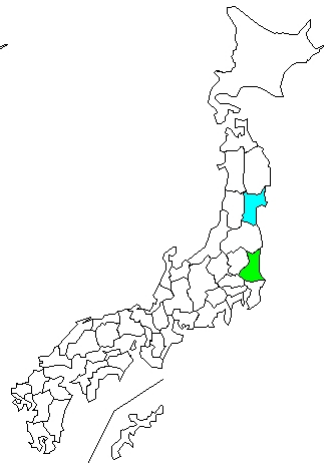
Reports of isolation



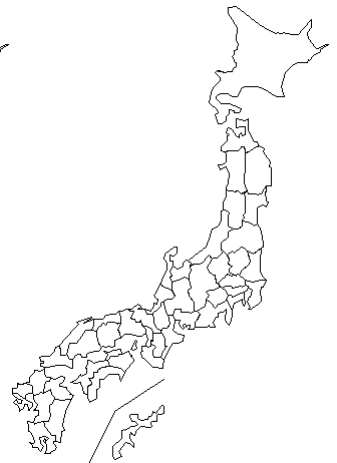
13W  
(03/24-03/30)  
no case



14W  
(03/31-04/06)  
2 cases



15W  
(04/07-04/13)  
3 cases

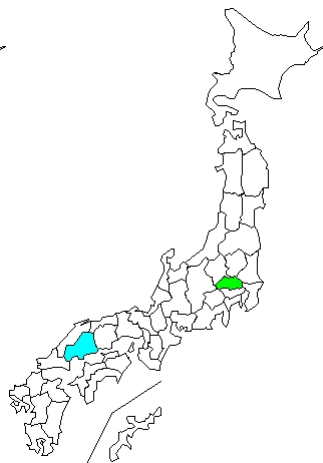


16W  
(04/14-04/20)  
no case

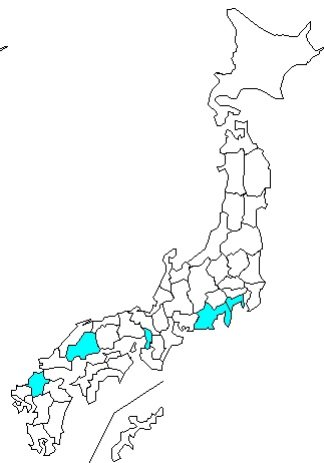
Reports of isolation



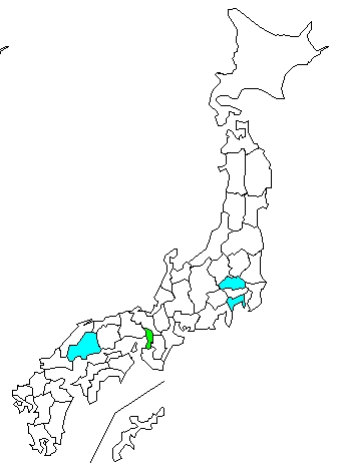
17W  
(04/21-04/27)  
no case



18W  
(04/28-05/04)  
3 cases

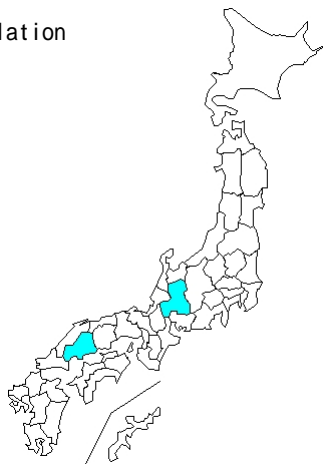


19W  
(05/05-05/11)  
5 cases

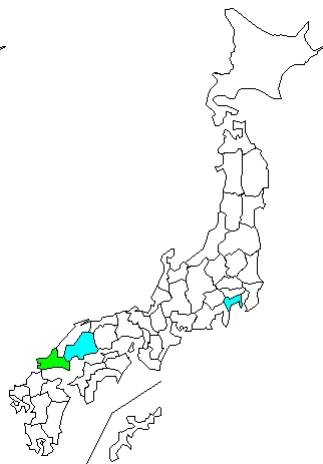


20W  
(05/12-05/18)  
6 cases

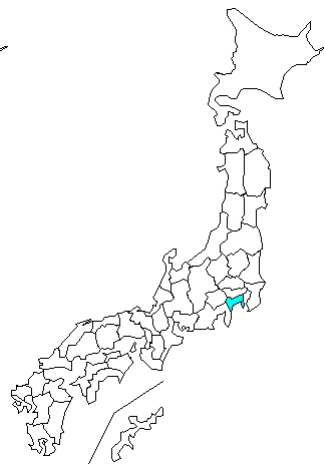
Reports of isolation



21W  
(05/19-05/25)  
2 cases



22W  
(05/26-06/01)  
4 cases



23W  
(06/02-06/08)  
1 case



24W  
(06/09-06/15)  
1 case

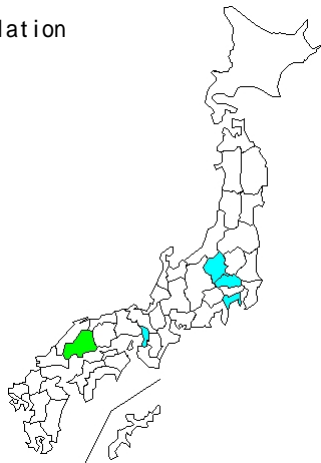
Isolation of VTEC O26 by prefecture, 2025

(Infectious Agents Surveillance Report: Data based on the reports received before May 15, 2026 from public health institutes)

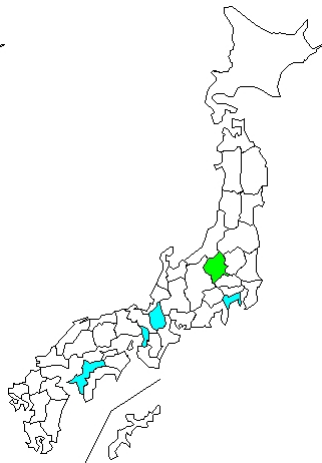


Infectious Agents Surveillance Report

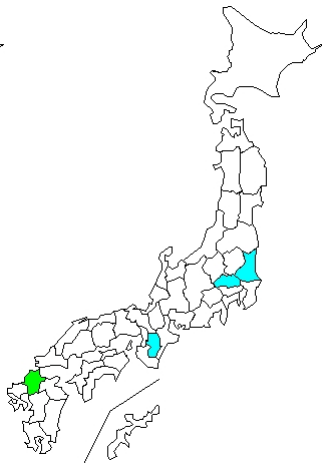
Reports of isolation



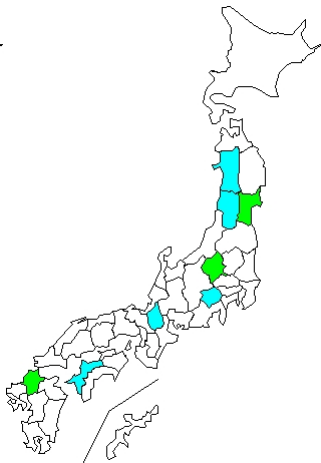
25W  
(06/16-06/22)  
6 cases



26W  
(06/23-06/29)  
6 cases

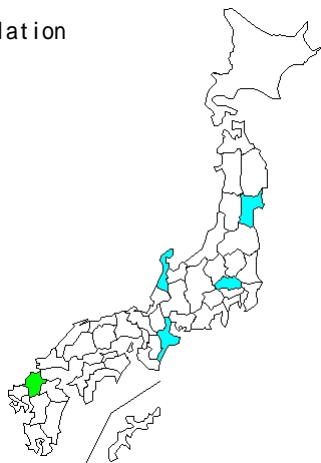


27W  
(06/30-07/06)  
5 cases

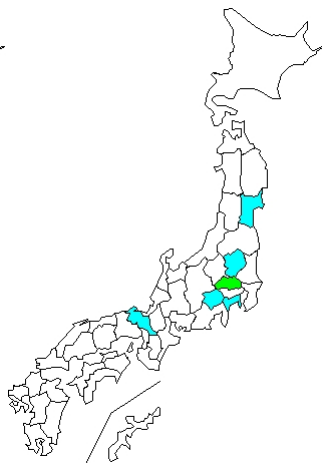


28W  
(07/07-07/13)  
14 cases

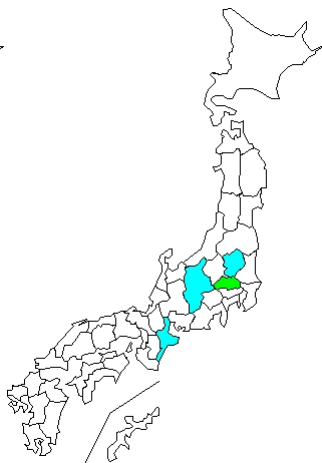
Reports of isolation



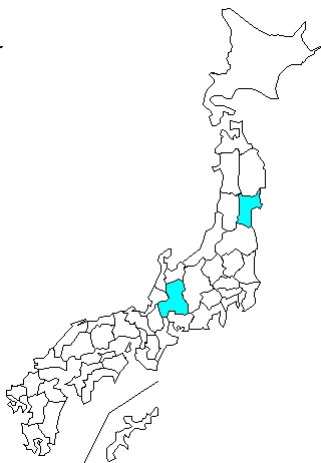
29W  
(07/14-07/20)  
7 cases



30W  
(07/21-07/27)  
7 cases

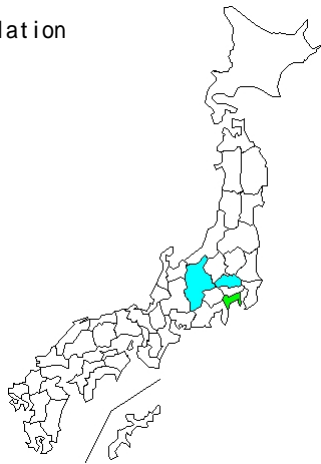


31W  
(07/28-08/03)  
5 cases

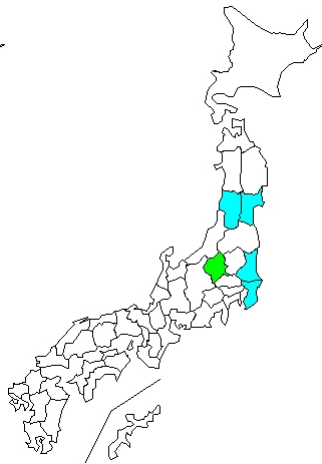


32W  
(08/04-08/10)  
2 cases

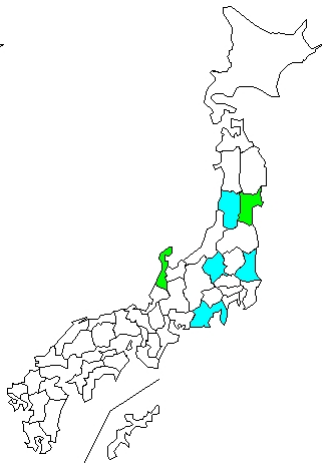
Reports of isolation



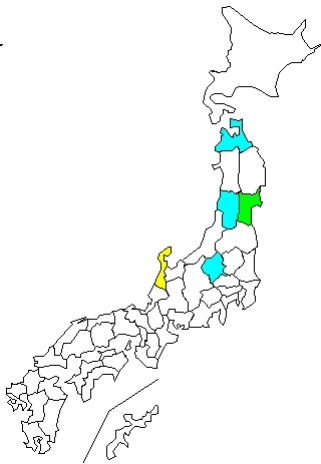
33W  
(08/11-08/17)  
4 cases



34W  
(08/18-08/24)  
6 cases



35W  
(08/25-08/31)  
10 cases



36W  
(09/01-09/07)  
12 cases

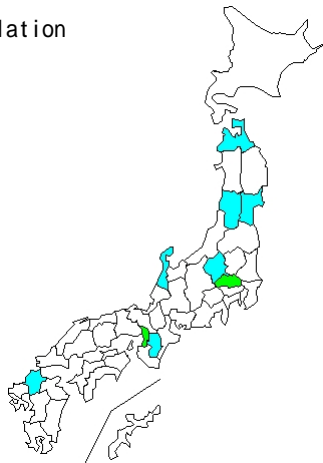
# Isolation of VTEC O26 by prefecture, 2025

(Infectious Agents Surveillance Report: Data based on the reports received before May 15, 2026 from public health institutes)

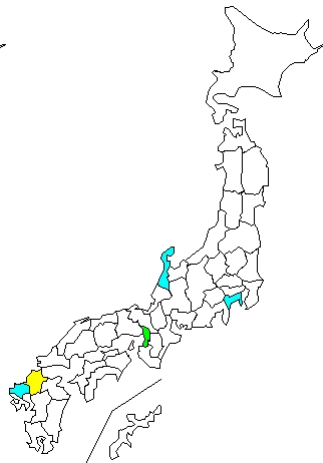


Infectious Agents Surveillance Report

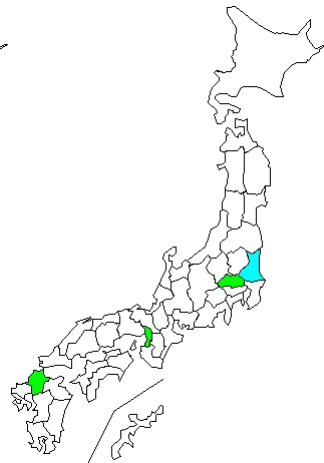
## Reports of isolation



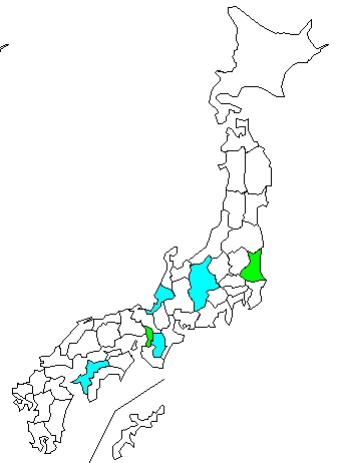
37W  
(09/08-09/14)  
11 cases



38W  
(09/15-09/21)  
11 cases

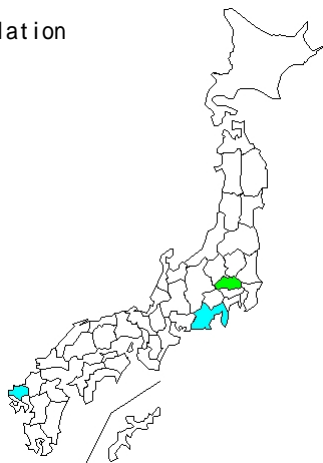


39W  
(09/22-09/28)  
10 cases

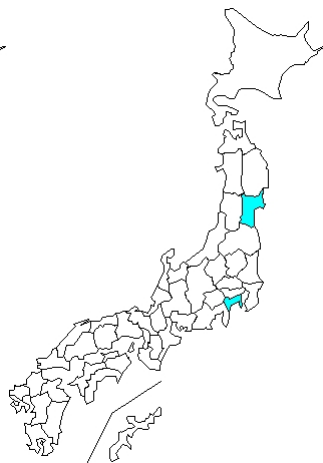


40W  
(09/29-10/05)  
8 cases

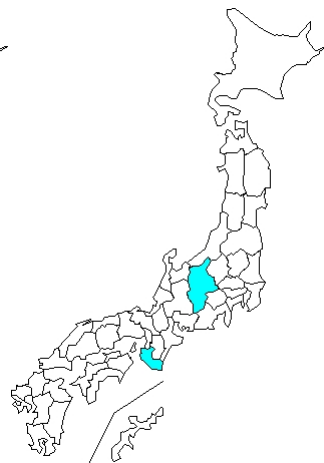
## Reports of isolation



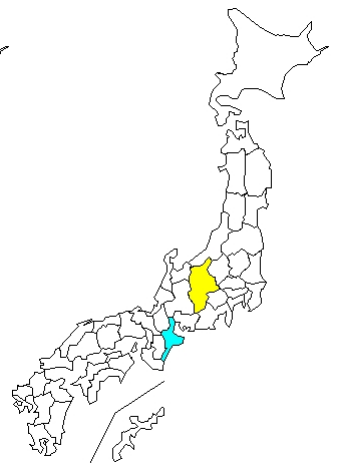
41W  
(10/06-10/12)  
4 cases



42W  
(10/13-10/19)  
2 cases

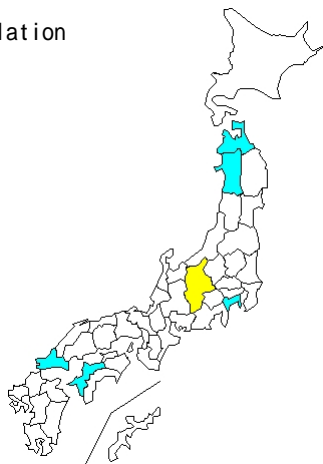


43W  
(10/20-10/26)  
2 cases

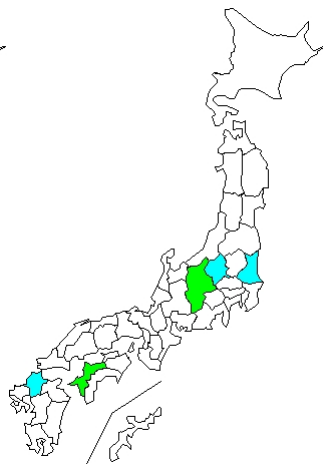


44W  
(10/27-11/02)  
10 cases

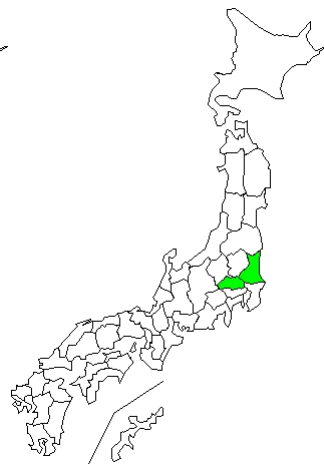
## Reports of isolation



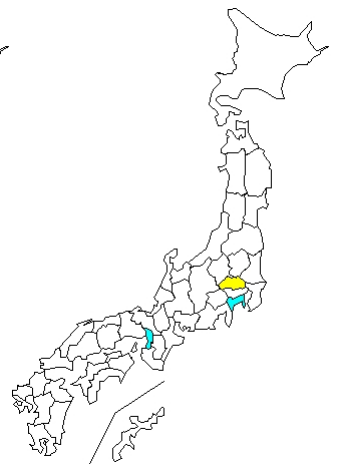
45W  
(11/03-11/09)  
12 cases



46W  
(11/10-11/16)  
10 cases



47W  
(11/17-11/23)  
5 cases



48W  
(11/24-11/30)  
11 cases

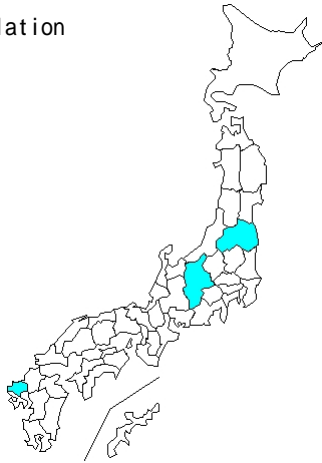
# Isolation of VTEC O26 by prefecture, 2025

(Infectious Agents Surveillance Report: Data based on the reports received before May 15, 2026 from public health institutes)

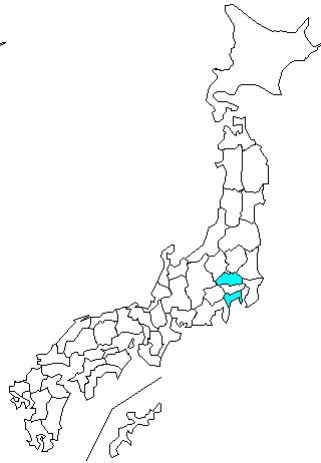


Infectious Agents Surveillance Report

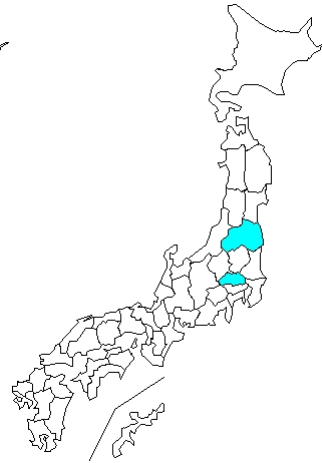
## Reports of isolation



49W  
(12/01-12/07)  
3 cases



50W  
(12/08-12/14)  
2 cases



51W  
(12/15-12/21)  
2 cases



52W  
(12/22-12/28)  
no case